



**MISSISSIPPI STATE UNIVERSITY™**  
MSU PROMISE PROGRAM

## **Annual Promise Student Support Program Report**

September 20, 2019

**Mr. John Rush**, Vice President for Development and Alumni

**Ms. Cathy Lammons**, Executive Director of Communication and Donor Relations

**Ms. Vickie Brown**, Executive Director of Information Services

**Dr. Clay Armstrong**, Director, The Learning Center

**Dr. Paul McKinney**, Director of Financial Aid

**Ms. Alison Stamps**, PSSP Instructor/Senior Coordinator, The Learning Center

# Table of Contents

## Overview and Introduction of the Program

History of the Promise Program.....	4
Promise Student Statement of Purpose.....	5
Article Announcing Promise Program.....	6
PSSP Events and Outreach.....	7

## PSSP Charts and Graphs

Chart 1. Overall Freshman Population.....	10
Chart 2. Overall Transfer Population.....	10
Chart 3. Overall Freshman Retention.....	11
Chart 4. Overall Transfer Retention.....	12
Chart 5. Retention Rate of Freshmen with ACT of 19 or Higher.....	13
Chart 6. Retention Rate of Freshmen with Pell Grant.....	13
Chart 7. GPA Comparison for Fall 2018.....	14
Chart 8. GPA Comparison for Spring 2019.....	14
Chart 9. PSSP GPA after One Academic Year 2018-2019.....	14
Chart 10. Freshman First Semester GPA with full-time coordinator.....	15
Chart 11. Transfer First Semester GPA with full-time coordinator.....	15
Chart 12. ACT Distribution.....	16
Chart 13. Graduation Rates for Cohort A Pre-PSSP (2006-2007) .....	16
Chart 14. Graduation Rates for Cohort A Pre-PSSP (2007-2008) .....	17
Chart 15. Graduation Rates for Cohort 1 PSSP (2008-2009).....	17
Chart 16. Graduation Rates for Cohort 2 PSSP (2009-2010).....	18
Chart 17. Graduation Rates for Cohort 3 PSSP (2010-2011).....	18
Chart 18. Graduate Rates for Cohort 4 PSSP (2011-2012).....	19
Chart 19. Graduate Rates for Cohort 5 PSSP (2012-2013).....	19
Chart 20. Graduate Rates for Cohort 6 PSSP (2013-2014) .....	20

## PSSP Cohort 12

Chart 21. Current Cohort #12 ACT Score .....	22
Chart 22. Current Cohort #12 Transfer Students' Community College (CC) GPA.....	22
Chart 23. Current Cohort #12 Ethnicity Freshmen and Transfers.....	23
Chart 24. Current Cohort #12 Gender Freshmen and Transfers.....	23
Cohort 11 Vision and Updates for 2019 .....	24

## Explanation of PSSP Data

Explanation.....	26
------------------	----

## Promise Alumni Employment

Chart 25. Promise Alumni: Class Year.....	28
Chart 26. Promise Alumni: Ethnicity.....	28
Chart 27. Promise Alumni: Residency.....	29
Chart 28. Promise Alumni: Employment Status.....	30
Chart 29. Promise Alumni: Income Range.....	30
Chart 30. Promise Alumni: Employment Classification.....	31

## Conclusion

Conclusion.....	33
-----------------	----

# **Overview and Introduction**

of the

# **Promise Student Support Program**

## **History of the Promise Program & Promise Student Support Program**

Cohort A	2006-2007	Monetary support only was given (Pre-PSSP)
Cohort B	2007-2008	Monetary support only was given (Pre-PSSP)
Cohort 1	2008-2009	Beginning of monetary support given in conjunction with academic support; the first year for Promise Student Support Program (PSSP)
Cohort 2	2009-2010	Continued both monetary and academic support (PSSP)
Cohort 3	2010-2011	Continued both monetary and academic support (PSSP)
Cohort 4	2011-2012	Continued both monetary and academic support (PSSP)
Cohort 5	2012-2013	Continued both monetary and academic support (PSSP)
Cohort 6	2013-2014	Continued both monetary and academic support (PSSP); Changed eligibility criteria to ACT score of 19 or higher for Freshmen
Cohort 7	2014-2015	Continued both monetary and academic support (PSSP); Changed course requirements to include all Promise students, not just those Promise students with an ACT lower than 24; Hired full-time instructor/coordinator
Cohort 8	2015-2016	Continued both monetary and academic support (PSSP)
Cohort 9	2016-2017	Continued both monetary and academic support (PSSP) and added a one-time orientation fee for eligible students
Cohort 10	2017-2018	Continued both monetary and academic support (PSSP) and the one-time orientation fee for eligible students
Cohort 11	2018-2019	Continued both monetary, academic support (PSSP), and one-time orientation fee; Added textbook stipend and required extended orientation before the start of school for the incoming cohort; Added a part-time assistant
Cohort 12	2019-2020	Continued both monetary and academic support (PSSP), including the one-time orientation fee and textbook stipend. All services and staffing continued. Added a coordinator for Complete to Compete outreach.

# Promise Student Support Program

## Statement of Purpose

The Learning Center provides a support program for MSU Promise students to ensure success for the Promise participants. The PSSP is designed to provide support, academic and otherwise, aiding the Promise student in transitioning to MSU and successful completion of a baccalaureate degree program. This support includes credit-hour classes, academic counseling, and monitoring of student progress. All Promise students who meet MSU Satisfactory Academic Progress will be eligible to receive any supportive services of the PSSP.

Promise students are required to enroll in LSK 1041—College Success I. This one-hour course is designed specifically for Promise students to enhance their college experience and academic success. A major component of the program is individual meetings with the PSSP Coordinator or instructor during the first semester and continued contact in subsequent semesters. An additional course, LSK 1141—College Success II, is available as an option, or a requirement, if MSU GPA falls below 2.50. Beginning with Cohort #10, all students falling below 2.50 are required to complete LSK 1141 to be considered eligible in the future for Promise Awards.

For more about the Promise Program, see the following websites:

- <http://www.sfa.msstate.edu/promise/>
- <https://www.promise.msstate.edu/>

# Article Announcing Program

## Foglesong rolls out Mississippi State 'Promise' awards

Office of Public Affairs  
News Bureau (662) 325-3442  
Contact: **Maridith Geuder** May  
11, 2006

STARKVILLE, Miss.--Mississippi State President Robert H. "Doc" Foglesong announced Thursday a new university initiative to provide support for incoming freshmen whose family incomes can't accommodate rising tuition.

Mississippi State Promise Awards are being established by the land-grant institution for students meeting required academic qualifications and whose family incomes fall below \$30,000. The program also provides on-campus work opportunities to help offset other non-tuition costs.

"Mississippi State Promise will provide financial awards for those students who can't meet the expense of rising tuition," Foglesong explained. The program will cover the cost of tuition and required fees.

Foglesong, who is nearing his first month as MSU's 18th chief executive, said ensuring access to a Mississippi State education is an important personal goal. "We are trying to provide in a modest way the resources to help young men and women who have been squeezed out by tuition," he added.

Qualifying students must have achieved at least a 3.0 (out of 4.0) grade-point average in high school. They also must maintain at least a 2.5 MSU grade-point average to remain eligible. Full-time students may receive the Promise award for a maximum of five years.

To fund the awards, MSU will draw on institutional grant funding, in conjunction with federal and state grants and private gifts, said Bill Kibler, vice president for student affairs.

"We'll also make use of other institutional scholarships and waivers to ensure that the entire cost of tuition and required fees is covered with student gift aid," he said.

"We're doing this because it's the right thing to do," Foglesong said. "I'm confident we'll be able to take a bite out of the burden on some families."

For more information about the Mississippi State Promise, telephone Kibler at (662) 325-3045.

Taken from: <http://www.msstate.edu/web/media/detail.php?id=3466>

# Promise Program Events and Outreach

## LSK 1041 College Success I

- Offered in fall 2007 as a trial;
- Became an official component of the PSSP program in fall 2008;
- Received approval through the University Committee on Courses & Curricula (UCCC) in fall 2012;
- Counts as 1-credit hour towards overall GPA;
- Specifically designed for MSU Promise Students the first semester at MSU; and
- Comprised of college level study skills, career and life skills, engagement in university programs and activities, with an individual mentoring component, all of which contribute to successful adjustment to college life.

## LSK 1141 College Success II

- Offered in fall 2007 as a trial;
- Became an official component of the PSSP program in fall 2008;
- Received approval through the UCCC in fall 2012;
- Counts as 1-credit hour towards overall GPA; and
- Builds on the foundation of *LSK 1041 College Success I* with the addition of the study of healthy lifestyles, financial literacy, and the application of study skills using collaborative learning.
- Beginning with Fall 2017 cohort, all students falling below 2.50 are required to complete LSK 1141 to be considered eligible in the future for Promise Awards.

## MSU Promise Student Employment Survey

- MSU Senior Promise students and alumni of the program will be polled to gather data on employment and job satisfaction;
- Initially assisted by The Career Center; and
- MSU Information Technology Services (ITS) will develop the web survey which will be available for use January 2014.
- Releasing results of the first data Fall 2015
- In 2017-18, MSU's Foundation began assisting the PSSP and the Career Center in gathering post-graduation information and employment data.

## Freshman Year: Annual Ice Cream Social

- Began in fall 2010;
- Held every fall as a welcome social for all first time Promise students; and includes guest representatives from executive offices.

## Sophomore Year: Practice Makes Perfect: Sophomore Dinner Etiquette

- Began spring 2015;
- Began as an annual event to be held each spring for sophomores; and
- Designed to prepare students for job interviews and business dinners

## Junior Year: Oh, The Places You Will Go! Junior Workshop

- Began spring 2015;
- Began as an annual event to be held each spring for juniors;

- Assists juniors in compiling a resume and cover letter; and
- Participants receive resume paper to use in their preparation for internships and employment

### **Senior Year: Senior Reception and Career Seminar**

- Began fall 2013;
- Began as an annual event for graduating seniors each fall;
- Includes a presentation by The Career Center to aid students in job searches; and
- Participants receive an MSU padfolio for job interviews.

### **Spring PSSP Recognition Ceremony**

- Began spring 2018;
- Created as an annual event for graduating seniors each spring;
- Included a ceremony to celebrate graduating seniors, to recognize university officials who have assisted Promise students, and to give an award for outstanding service to the Promise Student Support Program; and
- Graduating seniors received engraved cowbells in honor of their academic achievement.

### **Promise Jumpstart**

- Began in fall 2018;
- Serves as an all-day extended orientation for incoming Promise students; and
- Includes preparation for the first day of class and community-building opportunities, as well as time to address immediate transition needs, answer common questions, and give confidence about the first week at MSU.

### **Promise Newsletter**

By the end of the fall semester, the PSSP mails the annual Promise Newsletter to donors informing of events and academic successes throughout the past academic year.

### **MSU Promise Ambassadors**

During the spring of 2016, Promise students asked about ways to give back to the Promise Student Support Program. As a result, the PSSP created Promise Ambassadors, who lead service, hospitality, and mentoring.

## **Promise Program Student Support Team**

### **Alison Stamps**

- Senior Coordinator/Instructor, Promise Student Support Program
- Coordinator position added to PSSP in 2014-2015

### **Kathy Prater**

- Coordinator/Instructor, Promise Student Support Program
- Additional coordinator position added to PSSP in 2019-2020

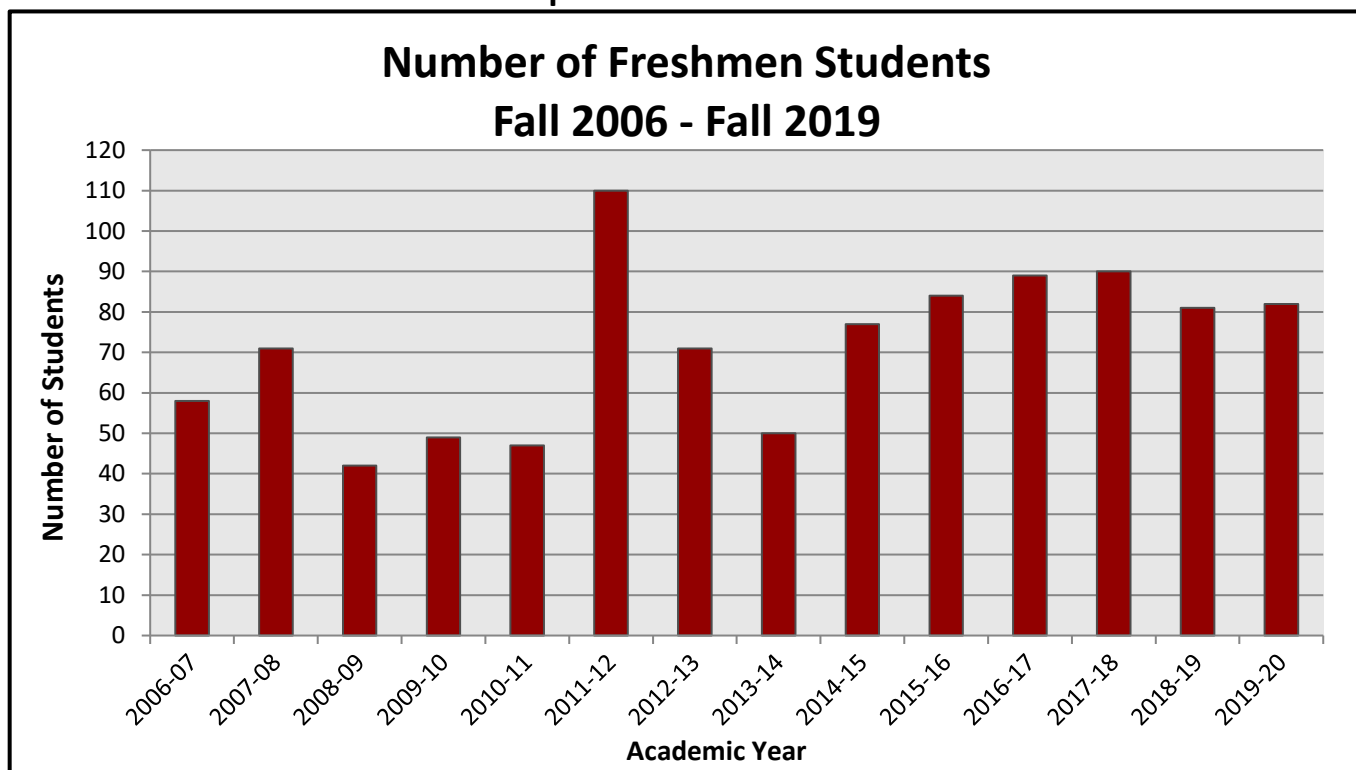
### **Meg Maddox**

- Program Assistant, Promise Student Support Program
- Added part-time PSSP assistant to PSSP in 2018-2019



# Charts and Graphs

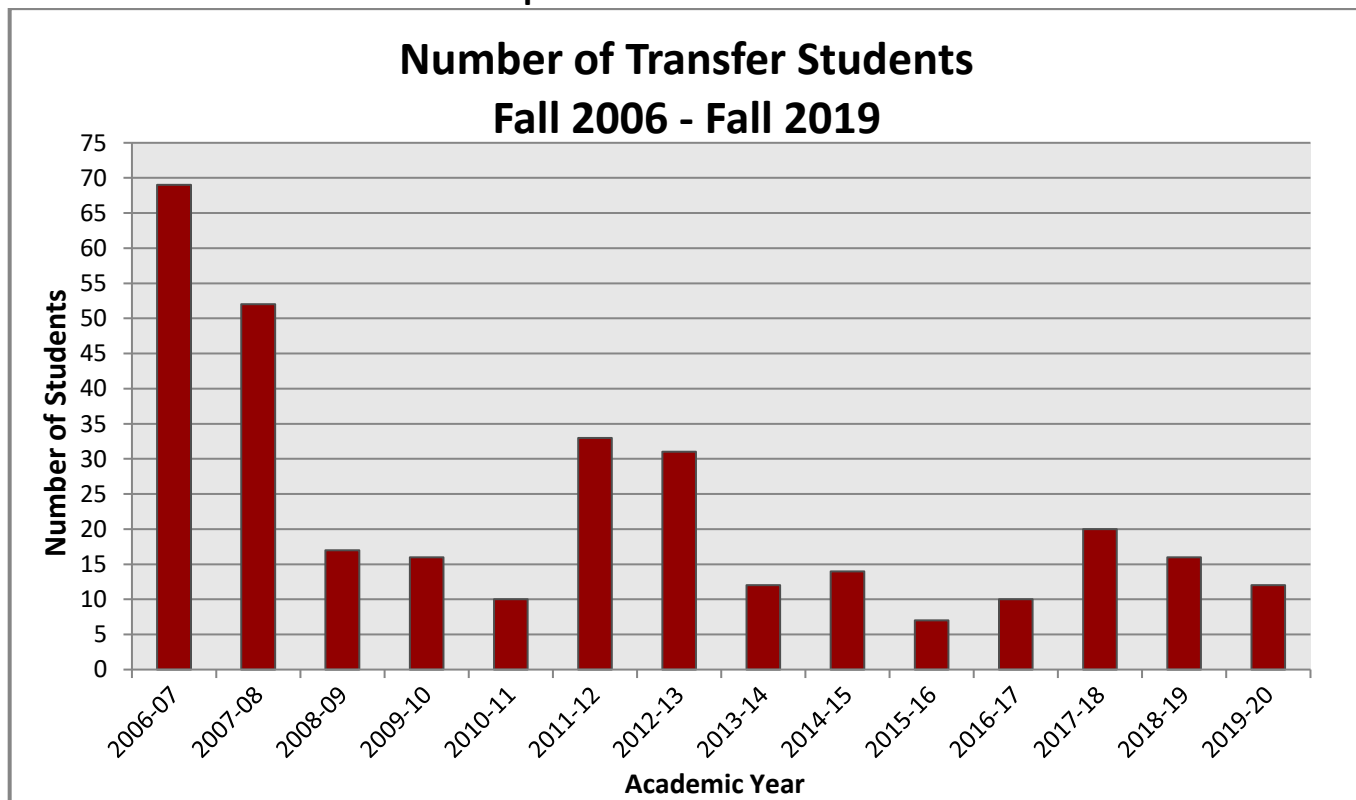
**Chart 1. Overall Freshman PSSP Population**



Total freshmen: 1001 Updated September 20, 2019

Discrepancies between this report and previous reports are due to administrative changes.

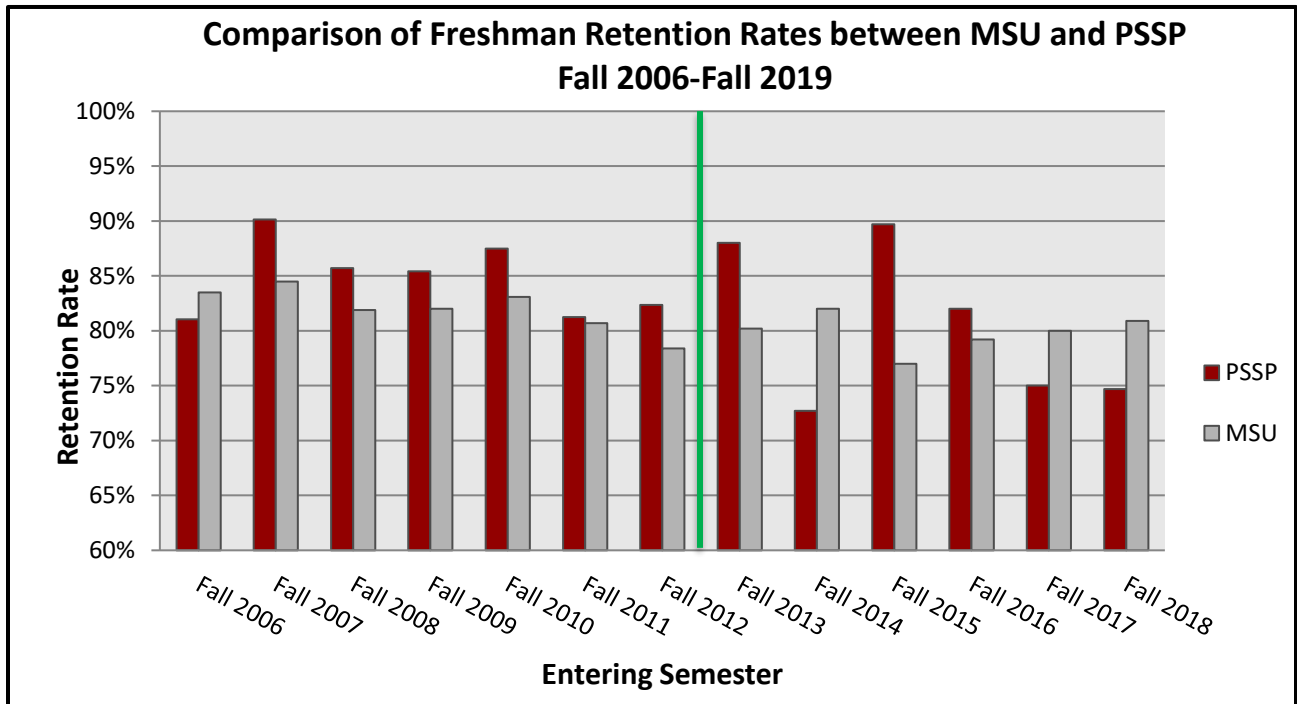
**Chart 2. Overall Transfer PSSP Population**



Total Transfers: 319 Updated September 20, 2019

Discrepancies between this report and previous reports are due to administrative changes.

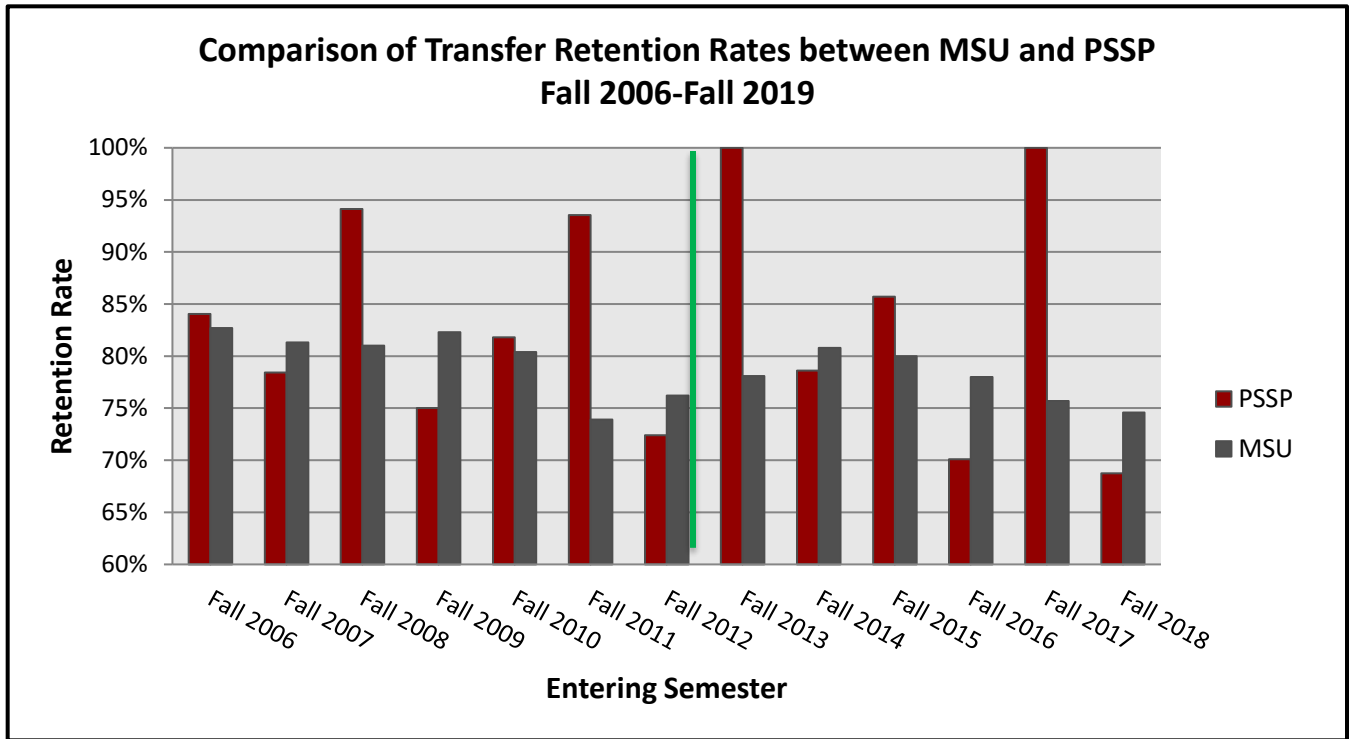
**Chart 3. Overall Freshman Retention**



- Updated September 20, 2019
- Retention information was provided by the Office of Institutional Research and Effectiveness (OIRE). Retention is calculated on the tenth day of class from fall to fall (students who returned for the second year). Explanation given for Fall 2019 data on page 27.
- The inserted green line indicates presence of a full-time instructor/coordinator for Promise Student Support Program.

	PSSP %	MSU %	Difference
<b>2006</b>	81%	84%	-2.5%
<b>2007</b>	90%	85%	5.6%
<b>2008</b>	86%	82%	3.8%
<b>2009</b>	85%	82%	3.4%
<b>2010</b>	88%	83%	4.4%
<b>2011</b>	81%	81%	0.5%
<b>2012</b>	82%	78%	4.0%
<b>2013</b>	88%	80%	7.8%
<b>2014</b>	73%	82%	-9.3%
<b>2015</b>	90%	77%	12.7%
<b>2016</b>	82%	79%	2.8%
<b>2017</b>	75%	80%	-5.0%
<b>2018</b>	75%	81%	-6.2%
<b>Cumulative</b>	82.7%	81.0%	1.7%

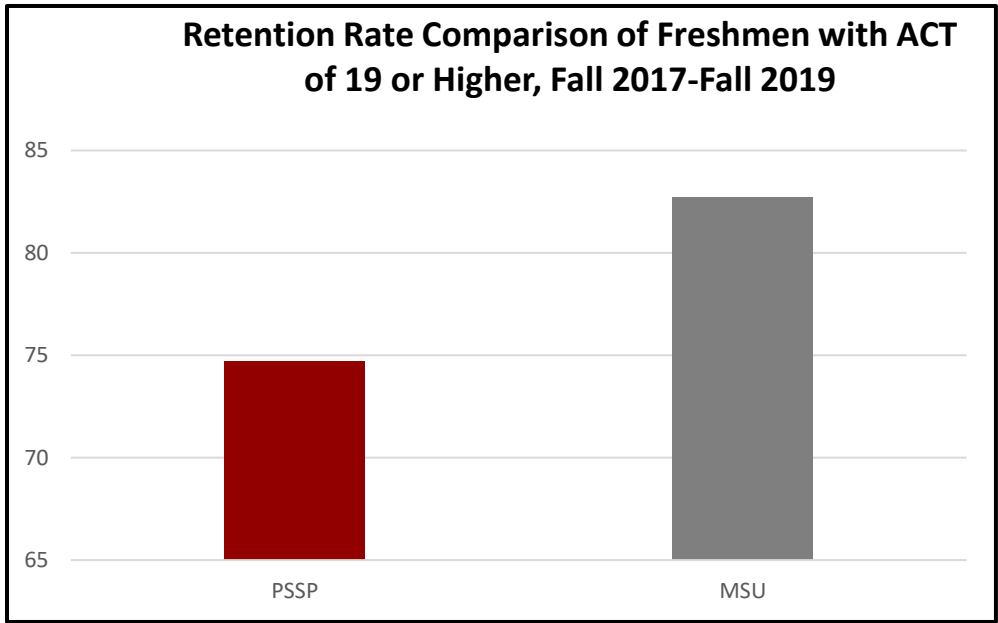
**Chart 4. Overall Transfer Retention**



- Updated September 20, 2019
- Retention information was provided by the Office of Institutional Research and Effectiveness (OIRE). This information on MSU Transfer students is not published by OIRE- for discussion purposes only! Retention is calculated on the tenth day of class from fall to fall (students who returned for the second year).
- The inserted green line indicates presence of a full-time instructor/coordinator for Promise Student Support Program.

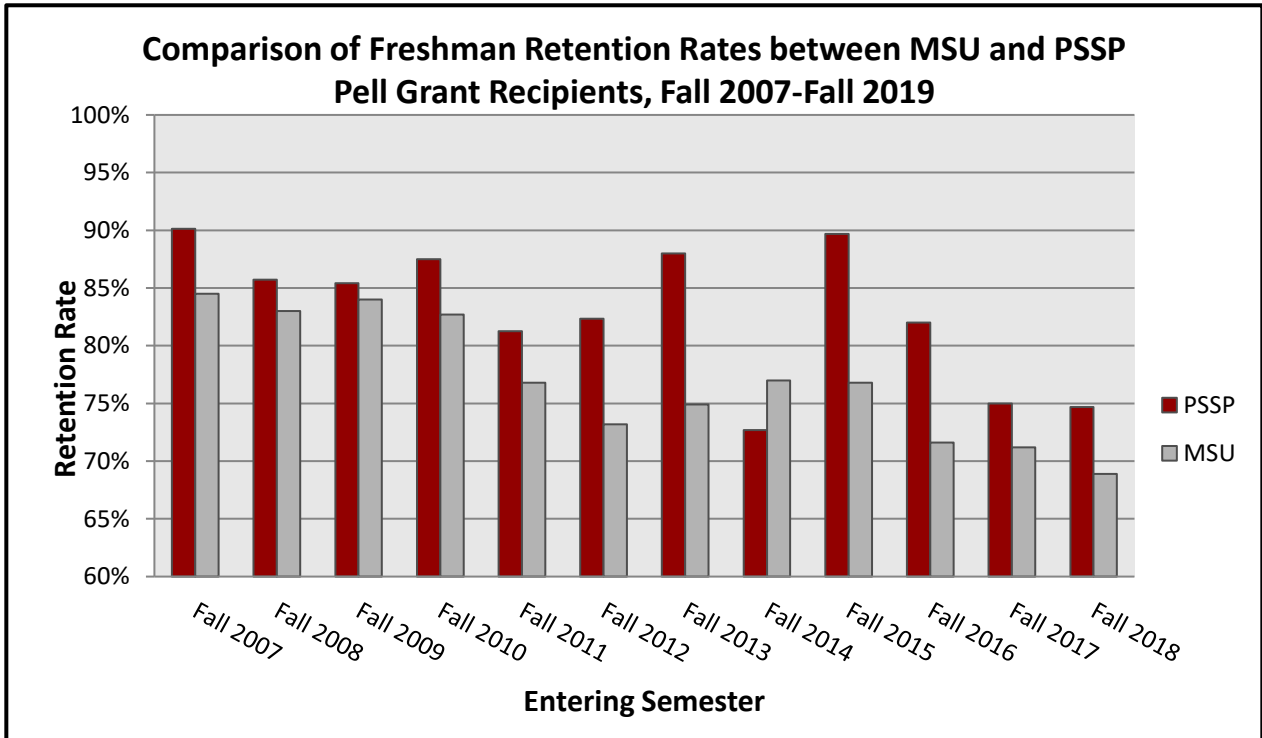
	PSSP%	MSU%	Difference
<b>2006</b>	84%	83%	1%
<b>2007</b>	78%	81%	-3%
<b>2008</b>	94%	81%	13%
<b>2009</b>	75%	82%	-7%
<b>2010</b>	82%	80%	1%
<b>2011</b>	94%	74%	20%
<b>2012</b>	72%	76%	-4%
<b>2013</b>	100%	78%	22%
<b>2014</b>	79%	81%	-2%
<b>2015</b>	86%	80%	6%
<b>2016</b>	70%	78%	-8%
<b>2017</b>	100%	75.7%	24%
<b>2018</b>	69%	75%	-6%
<b>Cumulative</b>	83%	79%	4%

**Chart 5. Overall Freshmen Retention, 19 or Higher ACT**



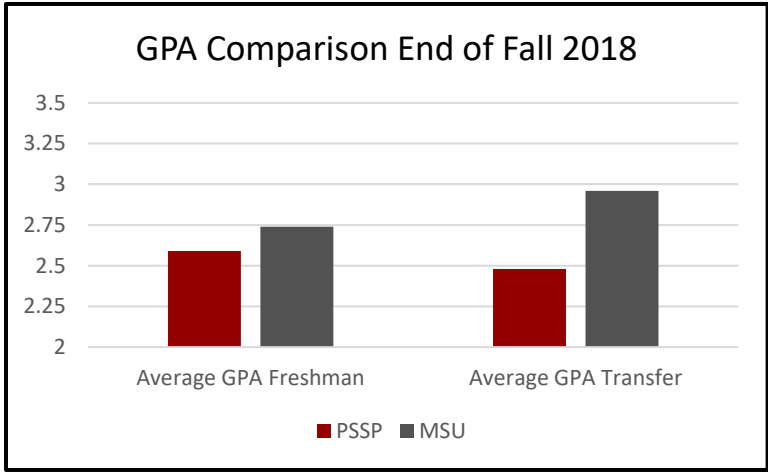
- Updated September 20, 2019
- Retention information was provided by the Office of Institutional Research and Effectiveness (OIRE).
- Retention is calculated on the tenth day of class from fall to fall (students who returned for the second year).

**Chart 6. Freshmen Retention, Pell Grant Recipients**



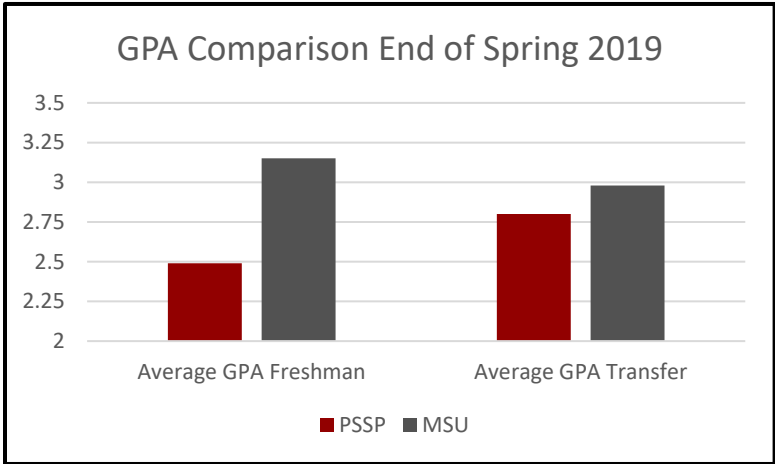
- Updated September 20, 2019

**Chart 7. GPA Comparison for Fall 2018**



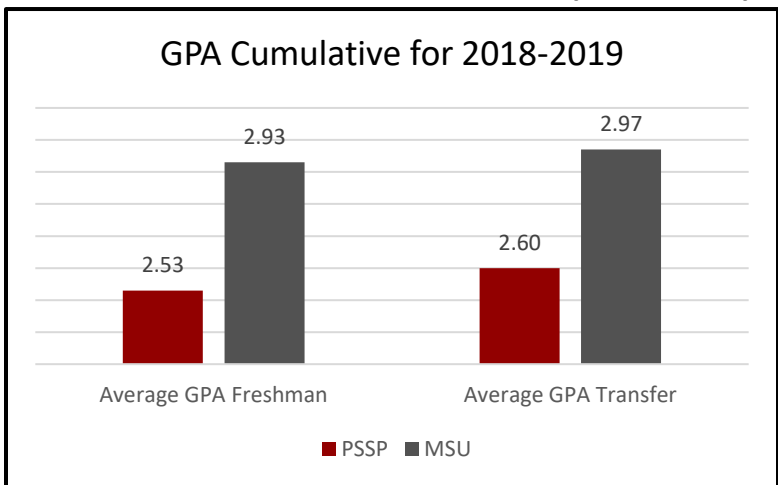
Updated September 20, 2019

**Chart 8. GPA Comparison for Spring 2019**



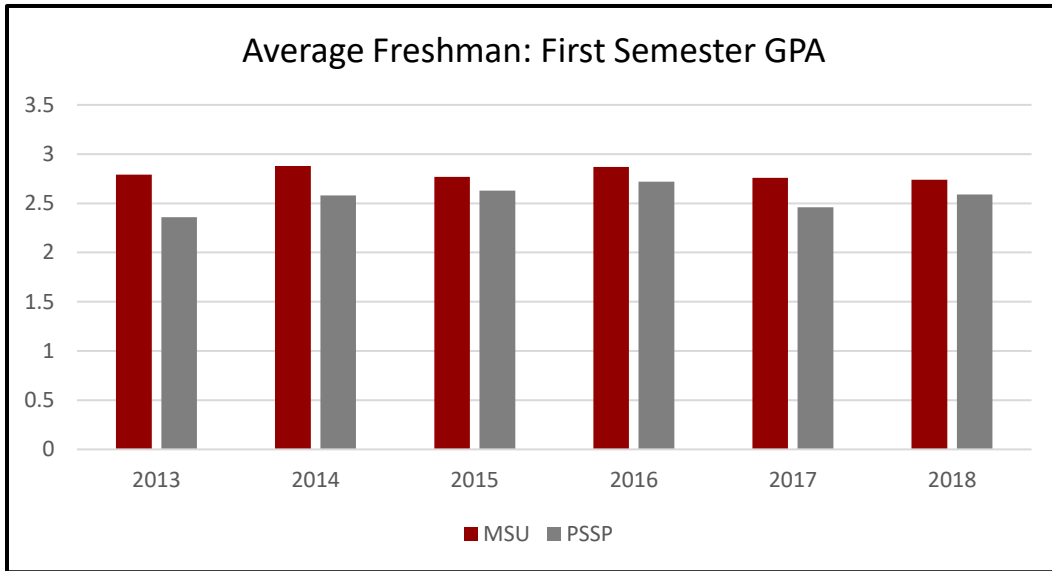
Updated September 20, 2019

**Chart 9. PSSP GPA after One Academic Year (2018-2019)**



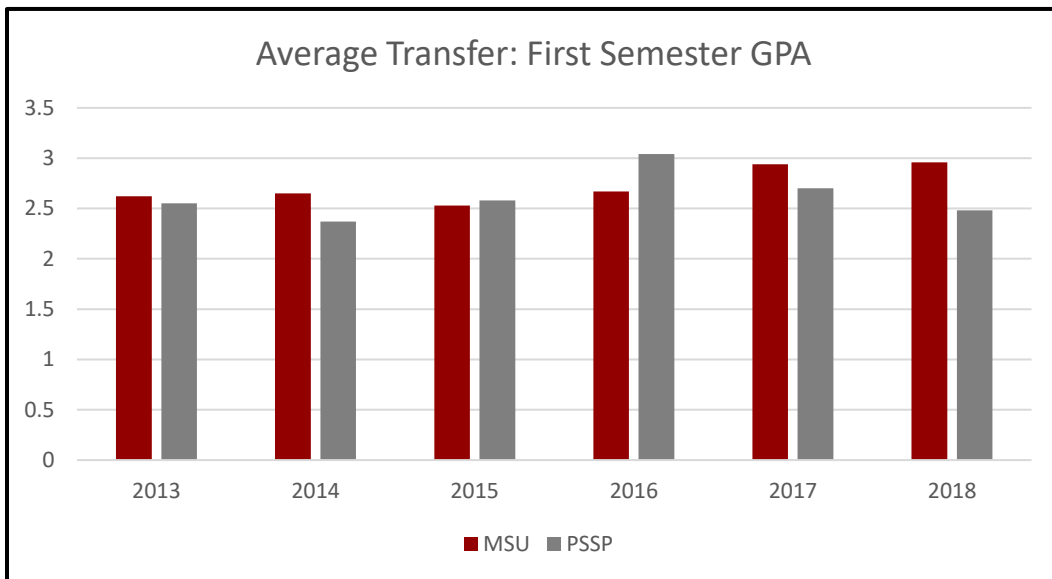
Updated September 20, 2019

**Chart 10. Freshman First Semester GPA with Full-time Coordinator**



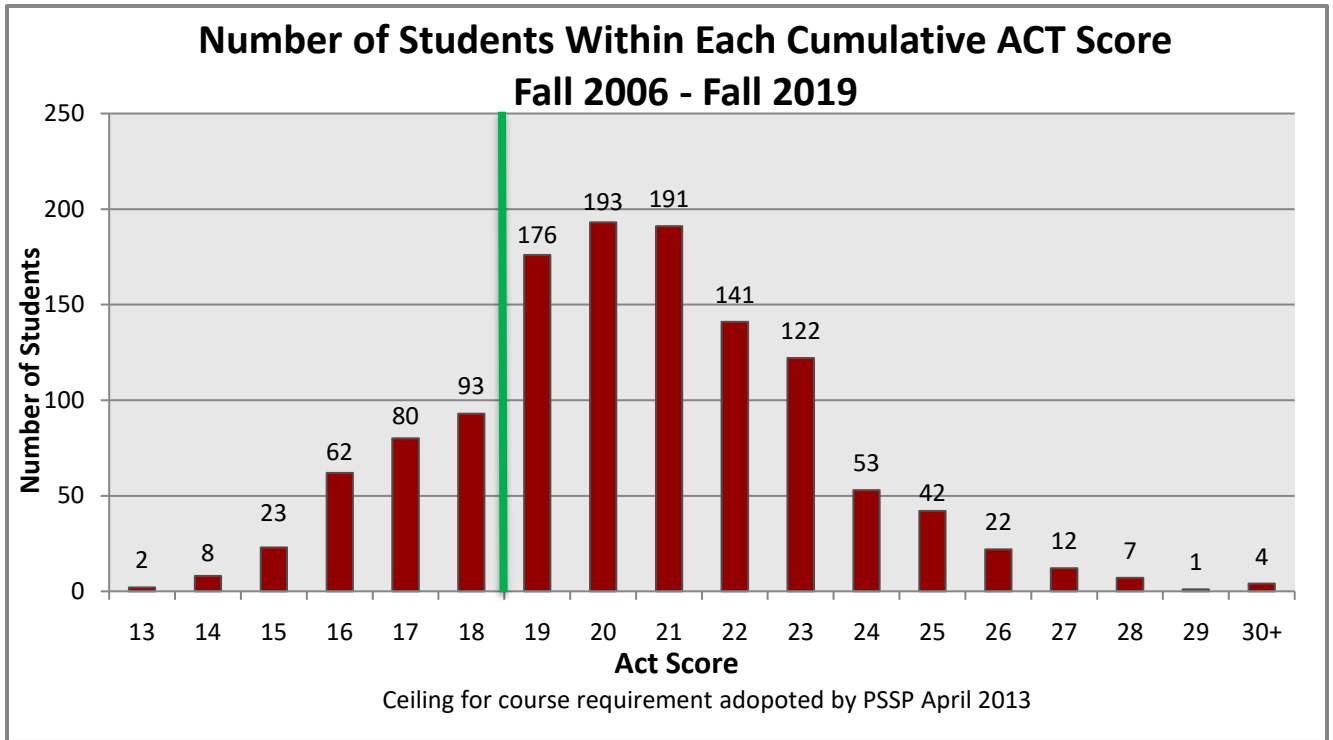
Updated September 20, 2019

**Chart 11. Transfer First Semester GPA with Full-time Coordinator**



Updated September 20, 2019

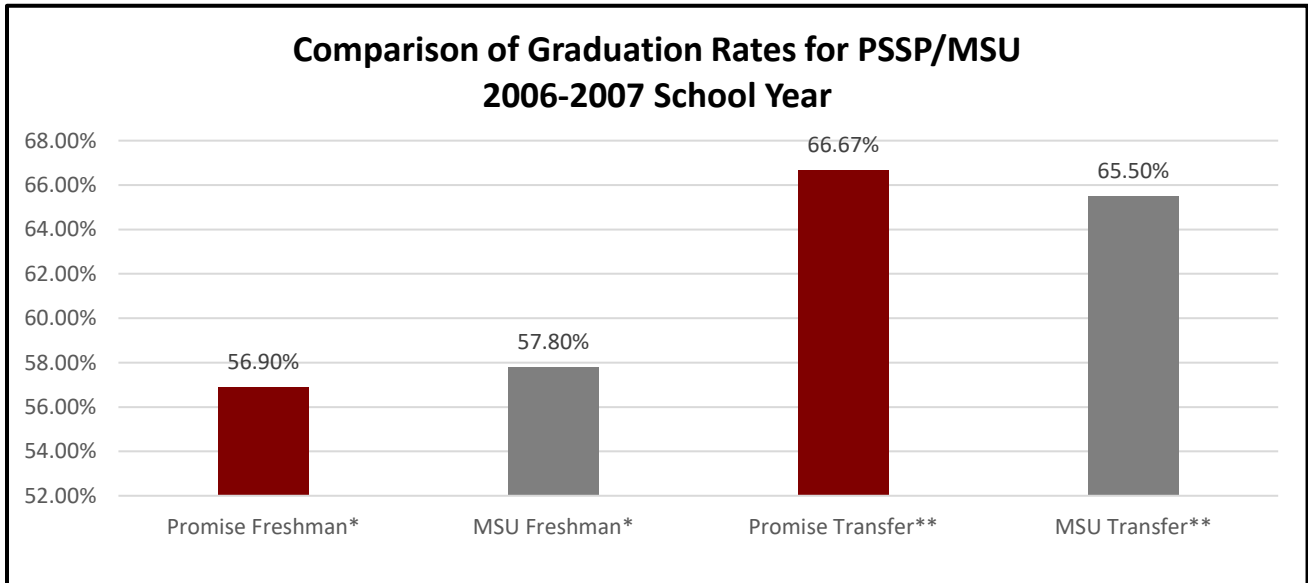
**Chart 12. Cumulative ACT Scores 2006-2019**



Updated September 20, 2019

- There are students with ACT scores below 19 or not included because transfer students are not required to meet the criteria.
- The ACT ceiling for course requirement was removed; all Promise students are required to enroll in College Success I class.

**Chart 13. Graduation Rates for Cohort A Pre-PSSP (2006-2007)**



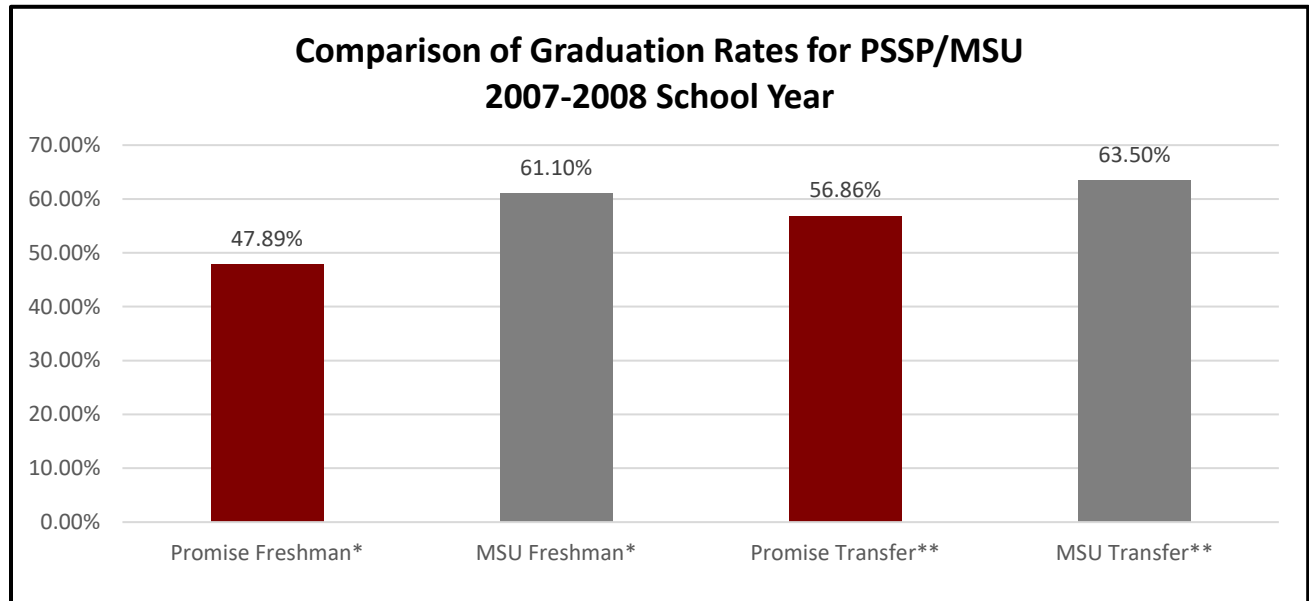
Updated September 20, 2019

\*Based on 6-Year Graduation Data

\*\* Based on 5-Year Graduation Data (the Year to Date for Promise Transfer)



**Chart 14. Graduation Rates for Cohort B Pre-PSSP (2007-2008)**

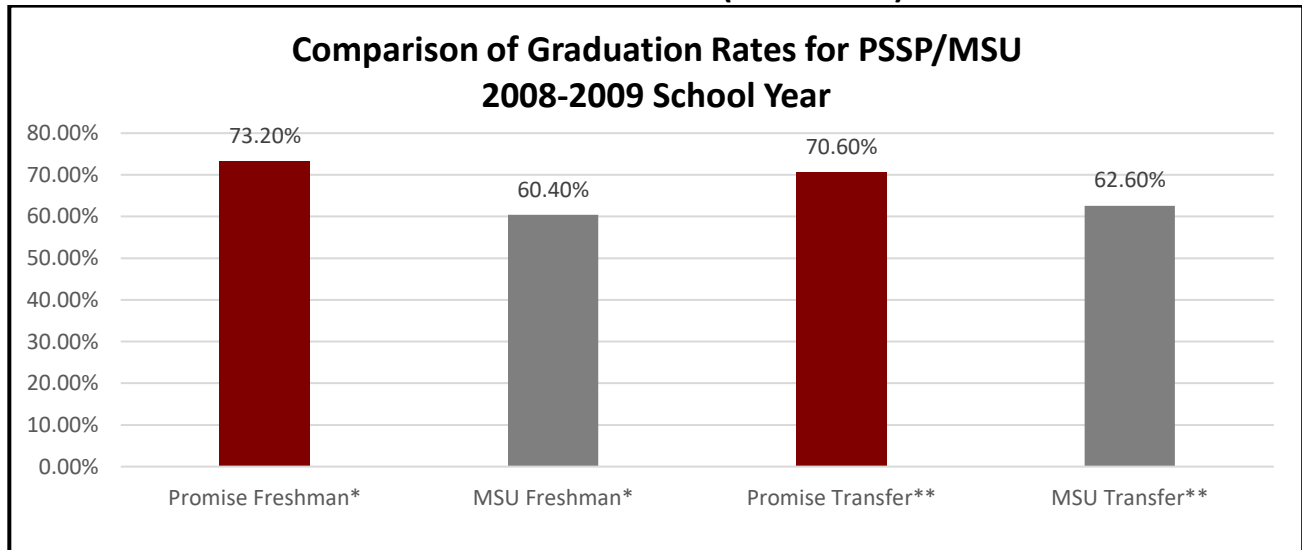


Updated September 20, 2019

\*Based on 6-Year Graduation Data

\*\* Based on 5-Year Graduation Data (the Year to Date for Promise Transfer)

**Chart 15. Graduation Rates for Cohort 1 PSSP (2008-2009)**

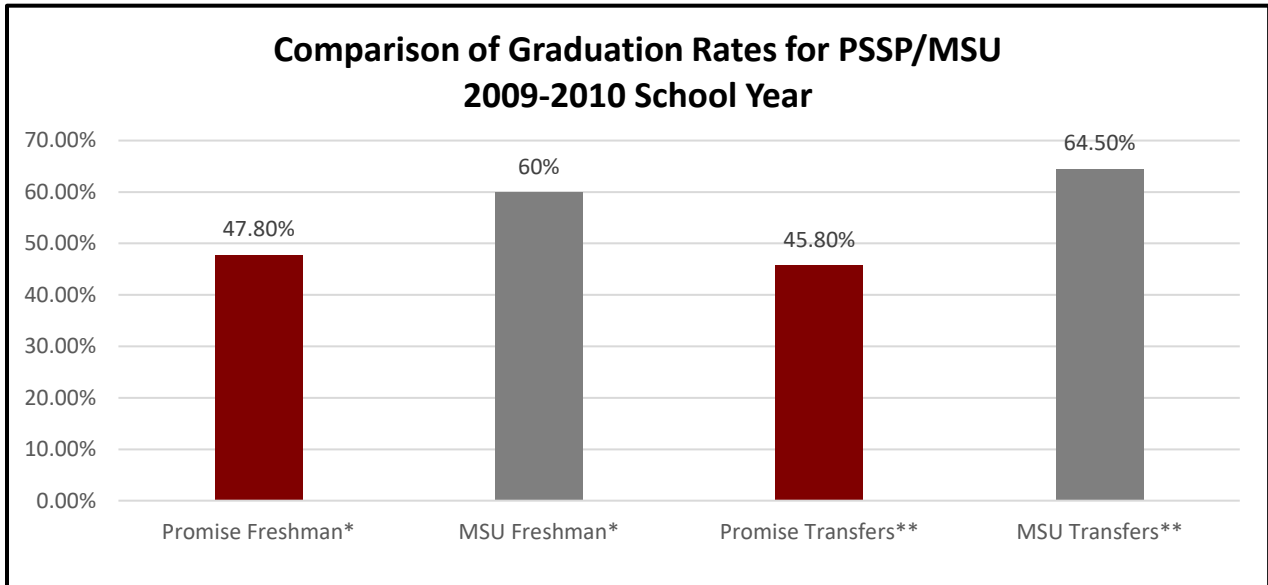


Updated September 20, 2019

\*Based on 6-Year Graduation Data

\*\*Based on 5-Year Graduation Data (the Year to Date for Promise Transfer)

**Chart 16. Graduation Rates for Cohort 2 PSSP (2009-2010)**

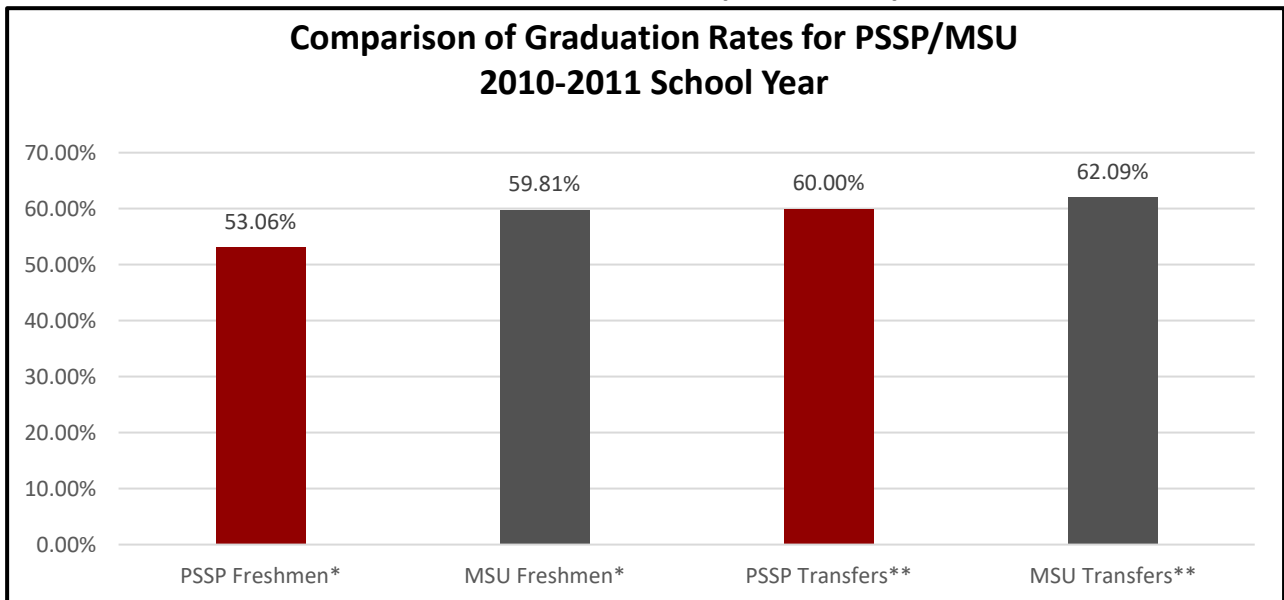


Updated September 20, 2019

\*Based on 6-Year Graduation Data

\*\*Based on 5-Year Graduation Data (the Year to Date for Promise Transfer)

**Chart 17. Graduation Rates for Cohort 3 PSSP (2010-2011)**

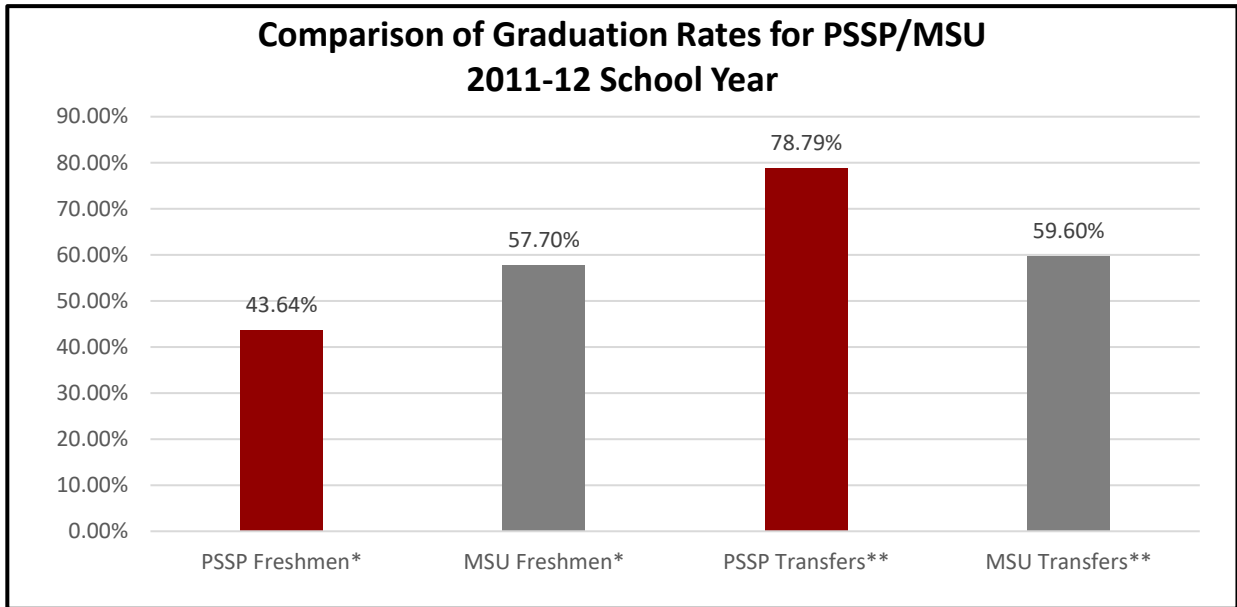


Updated September 20, 2019

\*Based on 6-Year Graduation Data

\*\*Based on 5-Year Graduation Data (the Year to Date for Promise Transfer)

**Chart 18. Graduation Rates for Cohort 4 PSSP (2011-2012)**

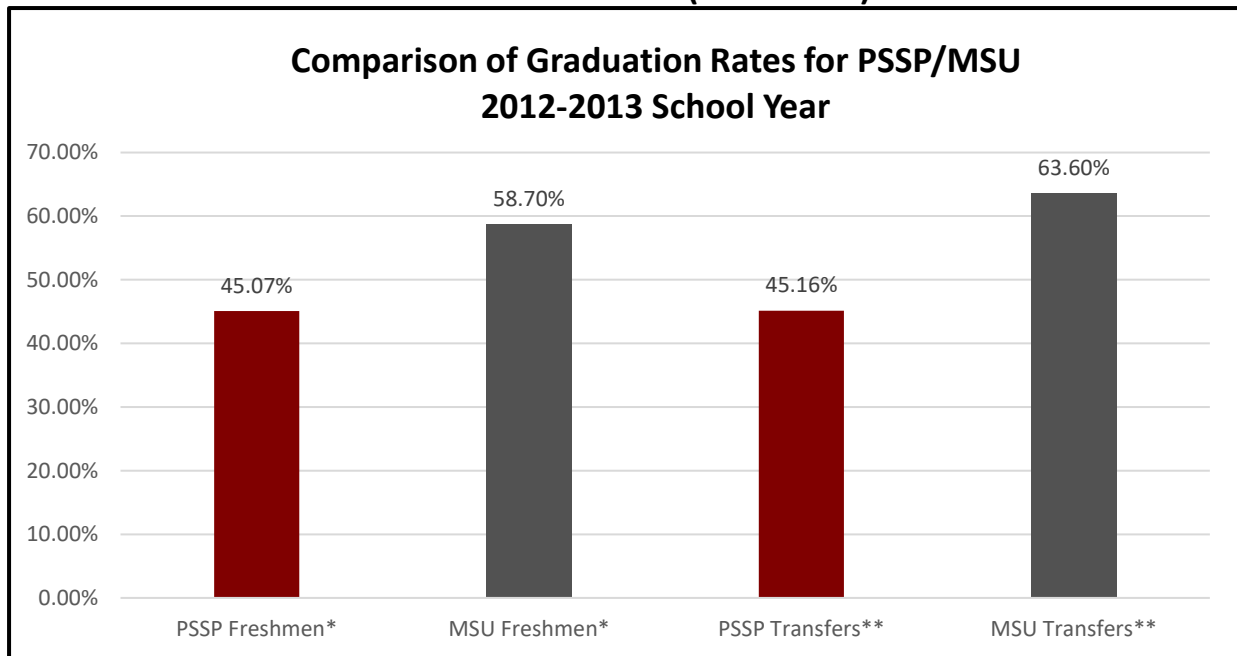


Updated September 20, 2019

\*Based on 6-Year Graduation Data

\*\*Based on 5-Year Graduation Data (the Year to Date for Promise Transfer)

**Chart 19. Graduation Rates for Cohort 5 PSSP (2012-2013)**

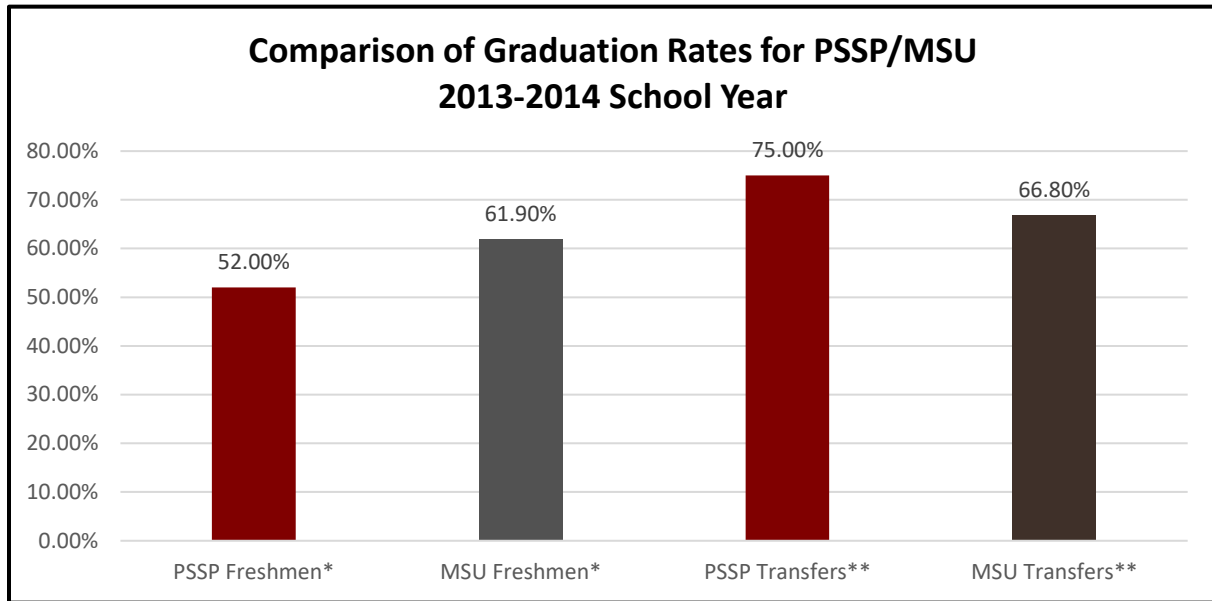


Updated September 20, 2019

\*Based on 6-Year Graduation Data

\*\*Based on 5-Year Graduation Data (the Year to Date for Promise Transfer)

**Chart 20. Graduation Rates for Cohort 6 PSSP (2013-2014)**



Updated September 20, 2019

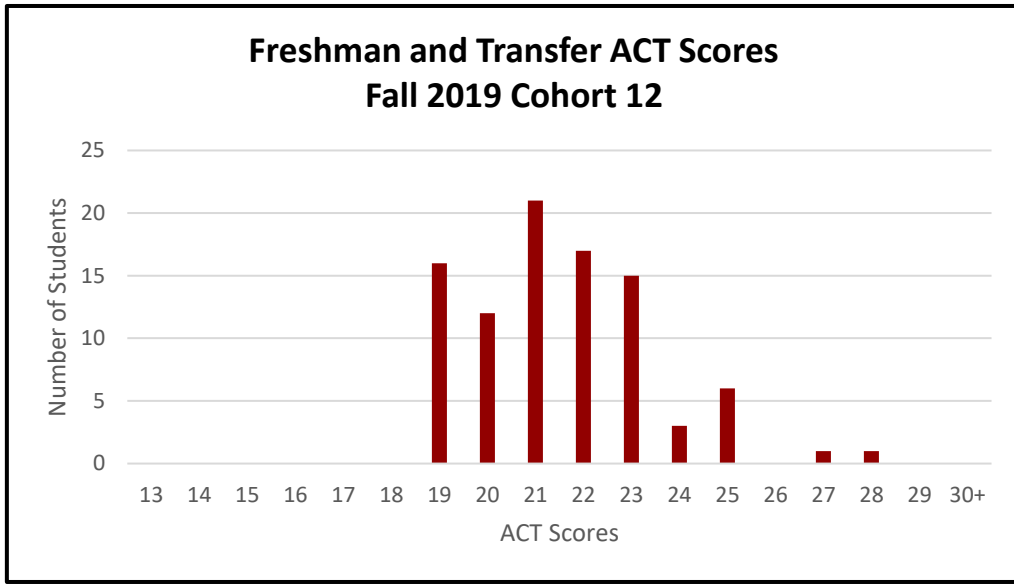
\*Based on 6-Year Graduation Data

\*\*Based on 5-Year Graduation Data (the Year to Date for Promise Transfer)

# Cohort 12

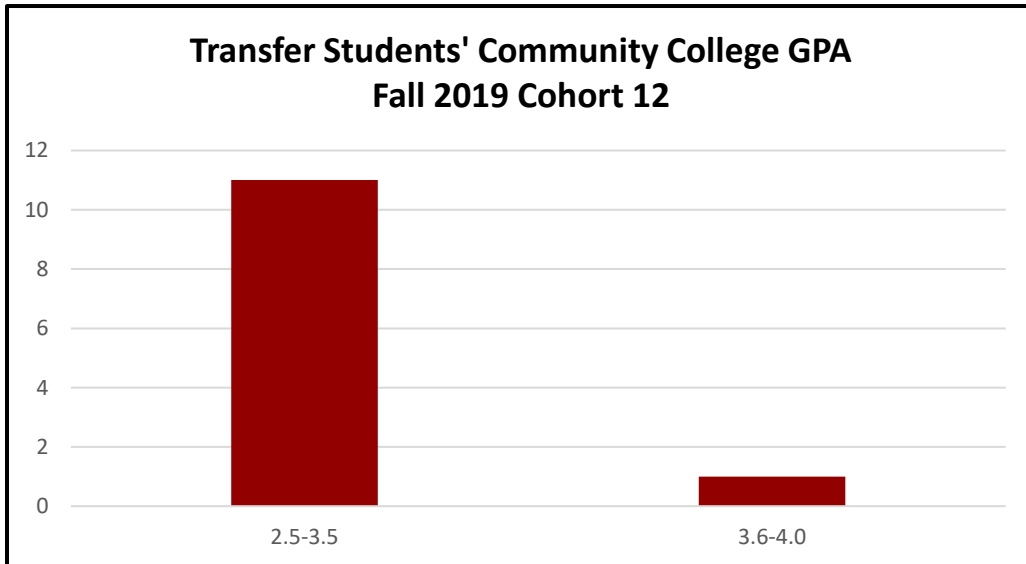
(Promise 2019-2020 Cohort)

**Chart 21. Current Cohort #12 ACT Scores**



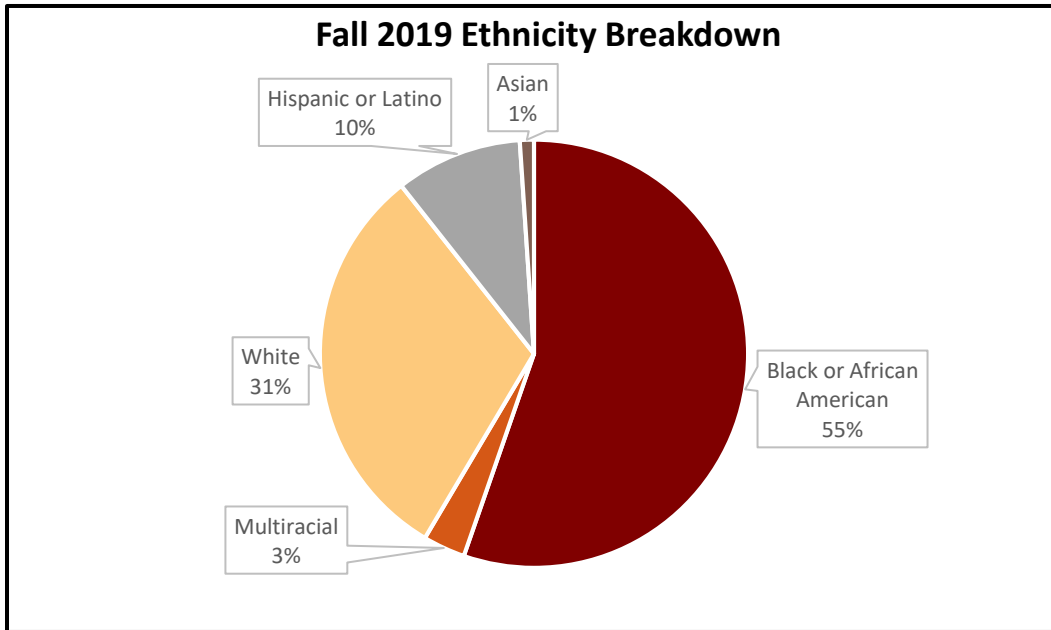
Updated September 20, 2019  
Average Freshman ACT Score: 21.4  
Average Transfer ACT Score: 22.6  
\*There were two N/A transfer students ACT scores

**Chart 22. Current Cohort #12 Transfer Students' Community College (CC) GPA**



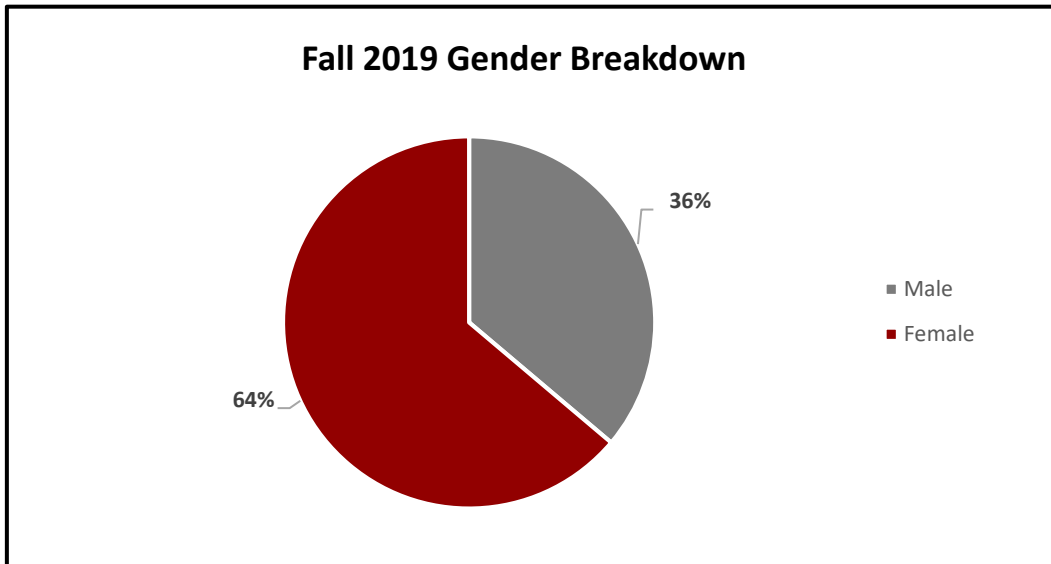
Updated September 20, 2019  
Average Transfer CC GPA: 3.20

**Chart 23. Current Cohort #12 Ethnicity Freshmen and Transfers**



Updated September 20, 2019

**Chart 24. Current Cohort #12 Gender Freshmen and Transfers**



Updated September 20, 2019

# Promise Student Support Program Cohort 12 Updates and Vision

In 2018, the Promise Student Support Program made additions to student programming and support in order to better serve the students who are in the Promise Program.

## Continuations

After an initial test year, the Promise Program has added the following to its annual programming and student assistance:

- **Promise Textbook Award**

A textbook stipend of \$150 each semester for all future incoming cohorts.

- **Promise Jumpstart**

The extended one-day orientation, Promise Jumpstart, has now been added to the annual events for incoming students. The past two years, Promise Jumpstart has helped alleviate concerns, answer common questions, and give confidence about the first day of classes.

- **Promise Student Support Navigator**

Promise will continue to have MSU Office of Student Success Navigators for all Promise students; however, for the 2019-2020 year, Promise will have four different freshmen Navigators, one for each of the LSK 1041 College Success I classes. As a result, the Navigator can attend the College Success classes and have more one-on-one interaction with Promise students.

- **PSSP Spring Recognition Ceremony**

The PSSP Recognition Ceremony is also now an annual event, allowing for students' successes to be celebrated each spring.

## Additions

For the 2019-20 Promise Student Support Program academic year, an additional Coordinator was added to the support system. The new coordinator joins the Senior Coordinator and the Program Assistant in providing more one-on-one interaction with students. The Coordinator is also facilitating outreach to Promise students who left the university prior to graduating. Students may not finish their degrees for various reasons, including for changes in family situations or difficulties in finances. In some cases, the Promise students may be close to graduation.

Collaborating with MSU representatives, The Learning Center's additional Promise Coordinator contacts students who are eligible for Complete 2 Compete, a statewide program with the mission of helping former students finish their degrees. The outreach to Promise students upholds our commitment to helping Promise students graduate.



# Explanation of Data

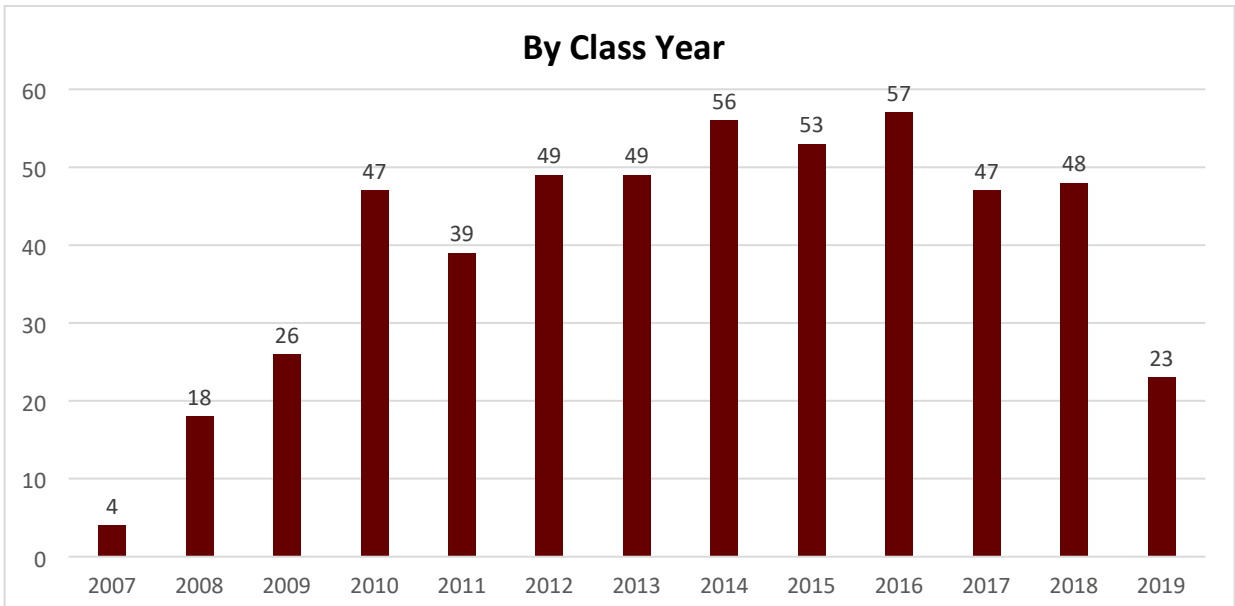
### **Explanation of Chart 3. Overall Freshman Retention**

Based on cohort 11's fall 2019 enrollment, the following statistics were in place:

- A. One student withdrew early in fall 2018 due to family concerns and has not returned.
- B. One student decided not to return for spring 2019 in order to save money by attending a community college, but he will return in the future.
- C. One student decided not to return for spring 2019 due to financial strains, and she has not returned
- D. Three students did not to return for spring 2019 for medical reasons, and they have not returned.
- E. One student did not return for spring 2019 for unspecified reason, and he has not returned.
- F. One student withdrew during spring 2019 due to health concerns.
- G. Four did not return for the fall 2019 semester in order to save money and for family considerations, but they have plans to return after community college.
- H. Two students did not to return for fall 2019 for medical concerns.
- I. Three students did not return for fall 2019 due to family hardships and changes.
- J. Five students did not return due to academic and financial aid considerations.
- K. Four students did not return for spring 2019 for unknown reasons.

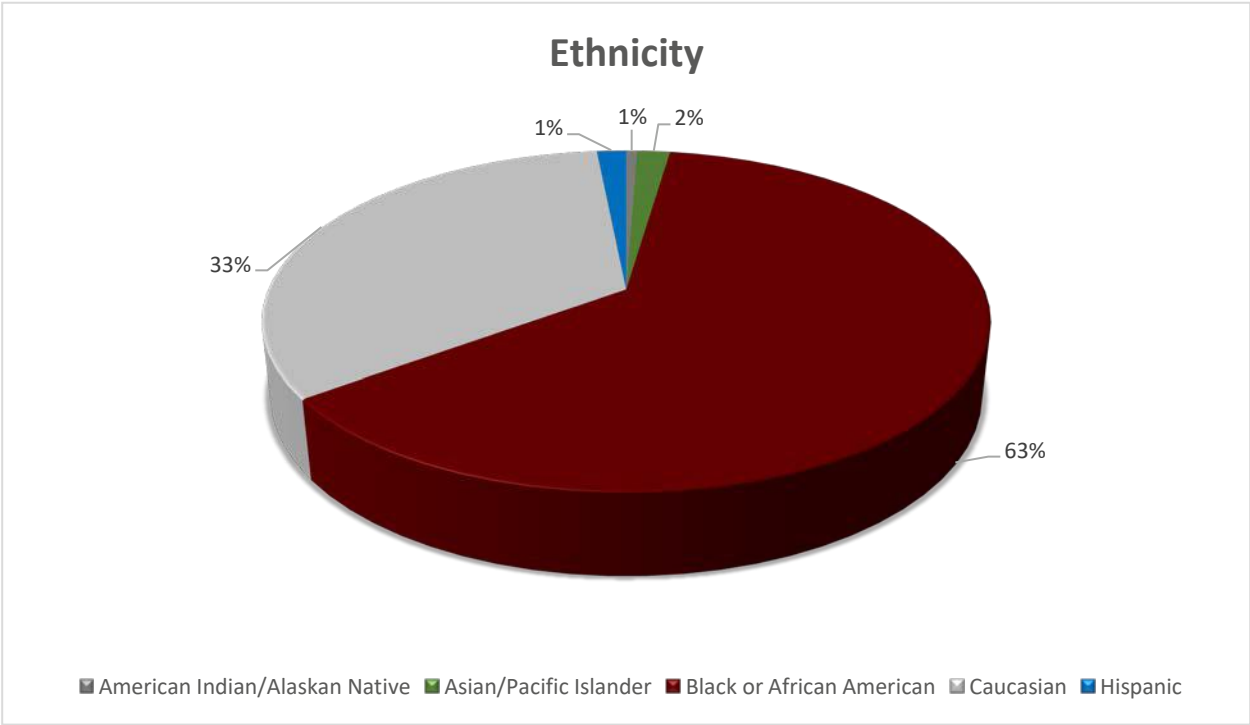
# **Promise Alumni Employment**

**Chart 25. MSU Promise Alumni: Class Year**



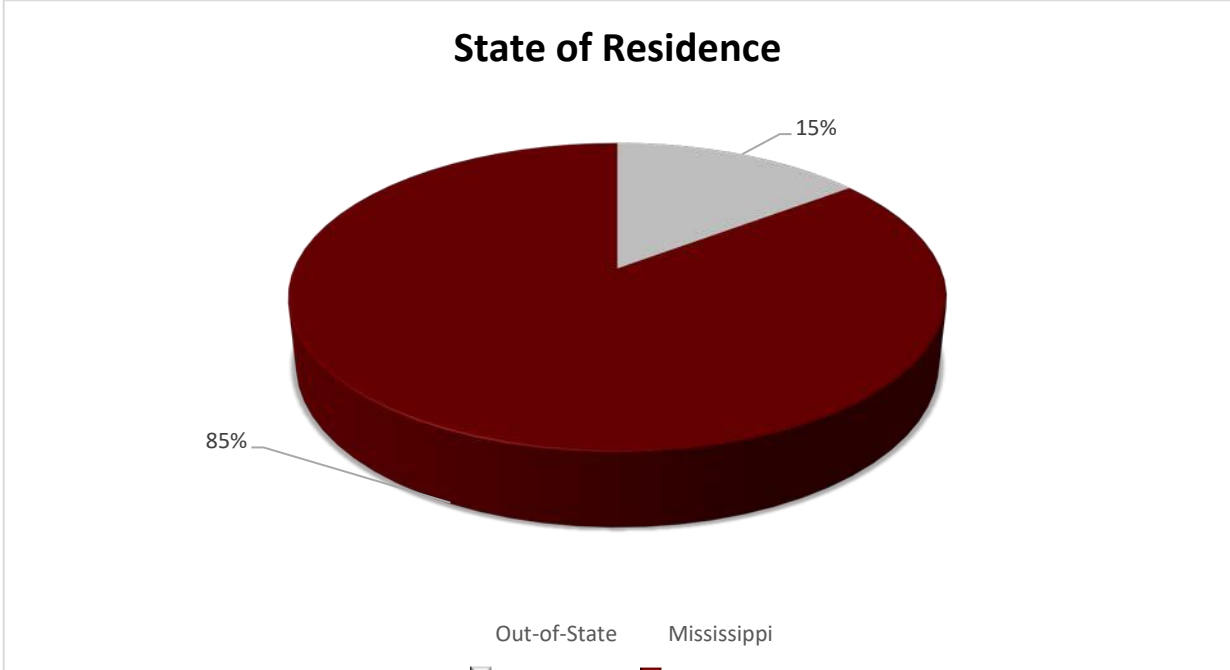
As of May 2019 Graduates, 516 Total Records

**Chart 26. MSU Promise Alumni: Ethnicity**



As of May 2019 Graduates, 516 Total Records

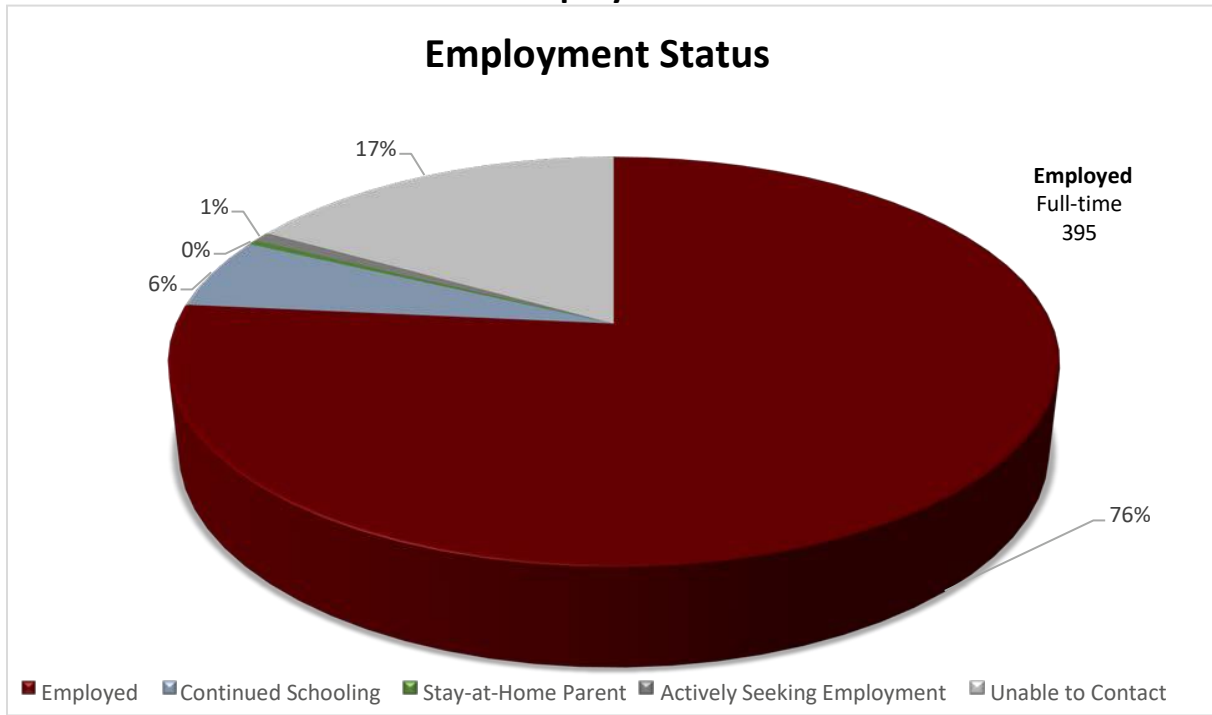
**Chart 27. MSU Promise Alumni: Current Residency**



STATE NAME	COUNT
Alabama	10
Arkansas	2
Arizona	1
California	1
Florida	7
Georgia	8
Illinois	2
Indiana	1
Kentucky	1
Louisiana	7
Maryland	1
Michigan	1
Minnesota	1
Missouri	1
Mississippi	440
North Carolina	4
North Dakota	1
Pennsylvania	1
South Carolina	3
Tennessee	12
Texas	10
Washington	1

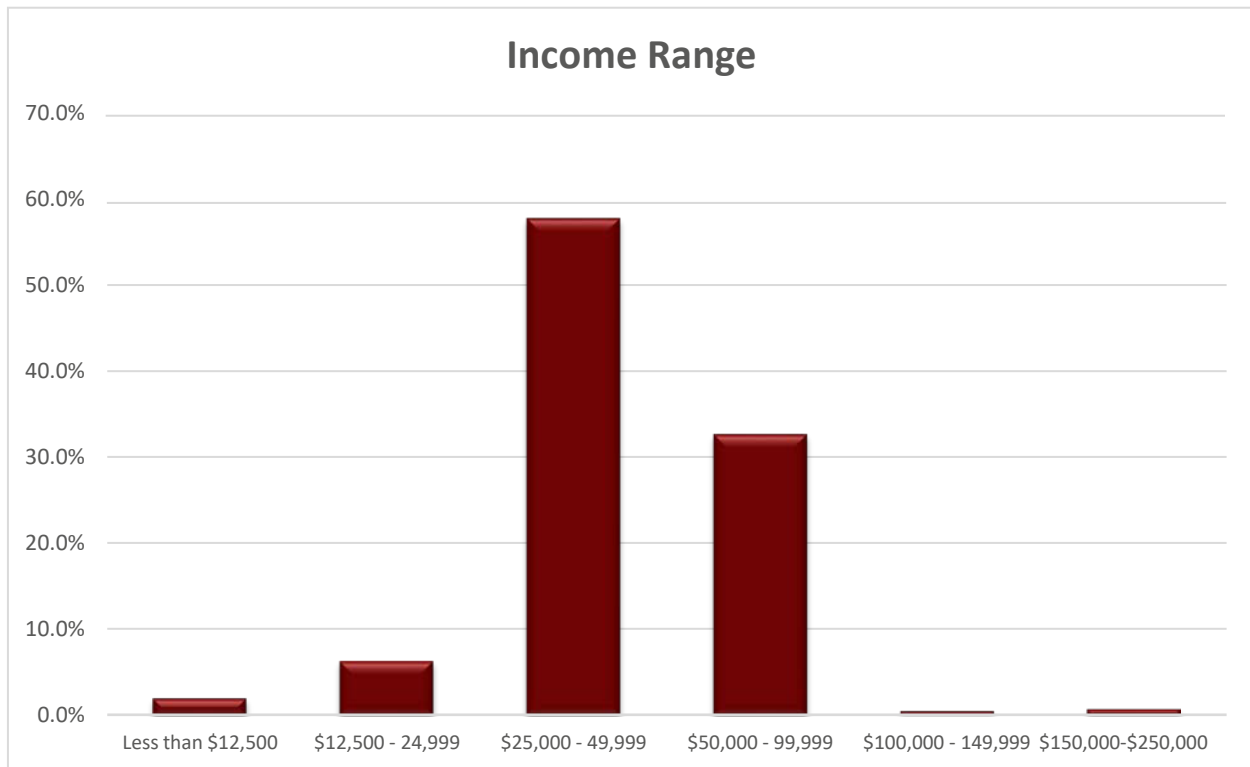
As of May 2019 Graduates, 516 Total Records

**Chart 28. MSU Promise Alumni: Employment Status**



As of May 2019 Graduates, 516 Total Records

**Chart 29. MSU Promise Alumni: Income Range**



As of May 2019 Graduates, 516 Total Records

**Chart 30. MSU Promise Alumni: Employment Classification**

Employed	Occupational Classification	Count
	Account Executive	5
	Administration	11
	Agriculture/Farming	2
	Analyst	3
	Art (Design/Graphic)	6
	Artist	3
	Attorney	3
	Banking	10
	Chiropractor	1
	College Teacher	5
	Community Relations	5
	Computer Science	11
	Construction	2
	Counselor	10
	Dentist	1
	Development Manager	1
	Elementary Teacher	15
	Engineering	33
	Executive	4
	Financial Analyst	7
	Forestry	3
	Health	30
	Hospital Administration	1
	Hotel/Restaurant/Catering	11
	Human Resources	2
	Insurance	5
	Law Enforcement	3
	Librarian	1
	Management	27
	Manufacturing	3
	Marketing	9
	Medical Technician	7
	Military	4
	Music	1
	Nurse	5
	Personnel	5
	Photographer	2
	Pilot	1
	Planning	4
	Pre-School Teacher	4

	Procurement Specialist	2
	Production	9
	Public Information	3
	Public Relations	3
	Real Estate	6
	Reporter	1
	Retired	1
	Sales	37
	Science	1
	Scientific Research	7
	Secondary Teacher	17
	Secretary	1
	Self-Employed	11
	Skilled Artesian/Tech	3
	Social Services	10
	Systems Management	1
	Teacher Specialist	5
	Theatre	1
	Transportation/Travel	6
	Youth Services	4
<b>Continued Schooling</b>		
	Graduate School	28
	Medical School	1
<b>Other</b>		
	Stay at Home Parent	2
	Actively Seeking Employment	4
<b>Unable to Contact</b>		
	Unable to Contact	86
	<b>TOTAL</b>	<b>516</b>

- Occupations designated by the United States Department of Labor based on the U.S. Bureau of Labor Statistics Occupational Outlook Handbook: <https://www.bls.gov/ooh/a-z-index.htm>
- As of May 2019 Graduates



# Conclusion



# MISSISSIPPI STATE UNIVERSITY™

## THE LEARNING CENTER

The Learning Center is a resource to help Mississippi State University students improve their academic performance. The Learning Center offers services to both graduate and undergraduate students which include university courses, support programs, workshops, seminars, tutoring services, and state-of-the-art technology labs. Open to all students, these services are particularly designed to promote academic enrichment.

More specifically, the faculty and staff of The Learning Center strive to support students in achieving their academic, professional, and personal goals. We appreciate your interest in the Promise Program and for taking the time to review our data. Additionally, we hope you have learned more about the Promise Student Support Program and what a valuable asset we believe it is to our students, the university, and our community.

Again, we are delighted about your interest in this program, and we hope to see it continue to “bridge the tuition gap” and to provide academic support for students who have proven themselves academically in high school or at the community college level, who come from low income families, and who are striving to obtain a college degree.